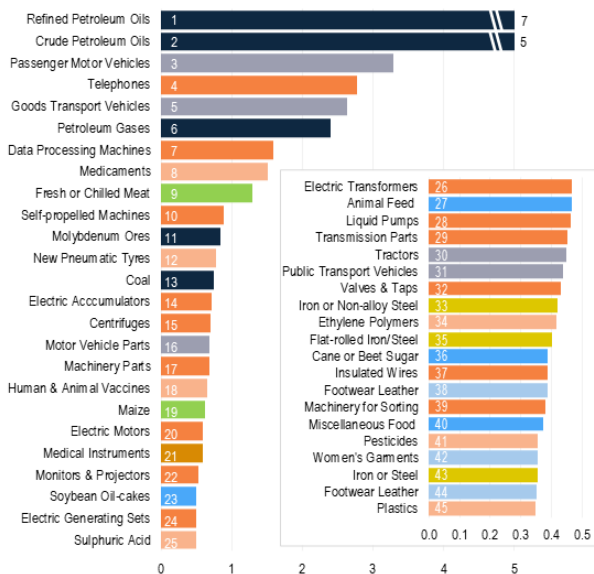


## Fuels, Vehicles and Capital Goods: The Imports Powering Chile's Economy

*Energy, mobility and industrial equipment—led by imports from China and strong U.S. supply—underpin Chile's industrial and consumer economy.*

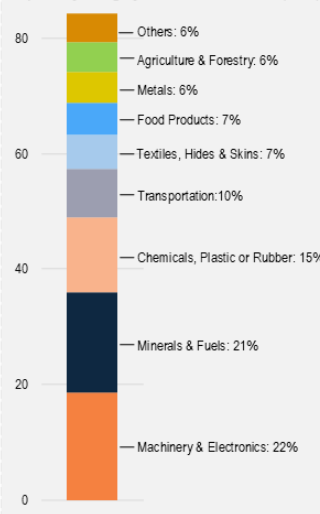
In 2024, Chile's total imports amounted to USD 84 billion, a slight decrease of 1.2% from 2023. With exports of USD 99 billion, the country recorded a trade surplus of about USD 15 billion. From 2004 to 2024, Chile's imports increased at a CAGR of 6%.

Chile Top 45 Import Products, USD bn, and Import Partners, % (2024)

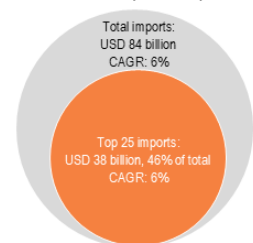


Source: UN Comtrade, ANDAMAN PARTNERS Analysis

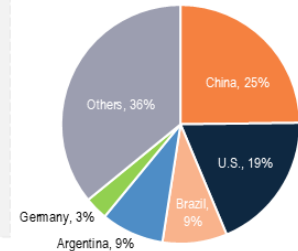
Imports by Category, USD bn and % Share (2024)



Top 25 Import Product Share (2024) and CAGR (2004-2024)



Import Partners, % (2024)



Chile's largest import categories in 2024 were Machinery & Electronics at USD 18.7 billion (22% of total imports) and Minerals & Fuels at USD 17.3 billion (21%). Other notable categories were Chemicals, Plastics or Rubber (15%), Transportation (10%) and Textiles, Hides & Skins (7%).

Chile's largest import products in 2024 were refined petroleum oils (USD 7 billion) and crude petroleum oils (USD 5 billion). Other Minerals & Fuels products among the top 20 imports were petroleum gases, molybdenum ores and coal.

Chile's third- and fifth-largest imports were transport-related, namely passenger vehicles (USD 3.3 billion) and goods vehicles (USD 2.6 billion). Many of the imported passenger vehicles were electric vehicles (EVs), as sales of EVs in Chile increased by 183% in 2024 compared to 2023, reaching 4,500 units, according to the National Automotive Association of Chile (ANAC).

The various products in the Machinery & Electronics category among Chile's top 20 imports included telephones (USD 2.8 billion), data-processing machines, self-propelled machines, electric accumulators, centrifuges, machinery parts and electric motors.

Chemicals, Plastics or Rubber products among the top 20 imports included medicaments, pneumatic tyres and vaccines.

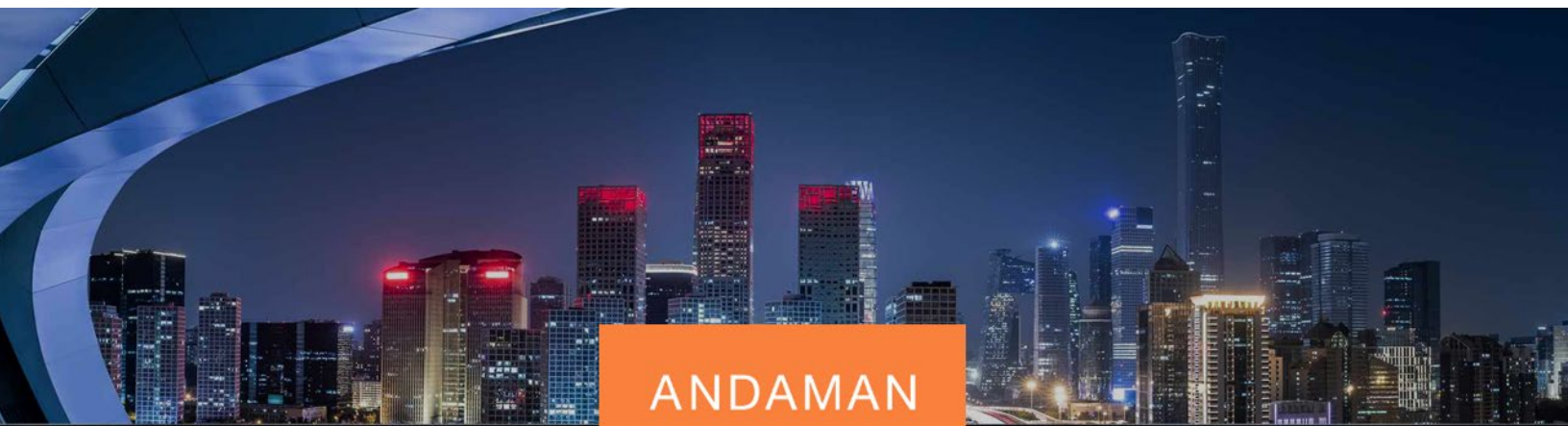
China is Chile's leading source of imports, accounting for 24% in 2024, followed closely by U.S. imports at 19%. Other notable import partners are Brazil (9%), Argentina (9%) and Germany (3%).

*Also by ANDAMAN PARTNERS:*

- [Copper, Lithium and More: Chile's Exports Delivering Vital Industrial Inputs and Agricultural Products](#)
- [Nexus of the Mining World: China's Share of Global Reserves and Production of Strategic Minerals and Metals](#)
- [Who Trades With Who? A Regional Breakdown of the Global Direction of Trade](#)



**ANDAMAN PARTNERS** supports international business ventures and growth. We help launch global initiatives and accelerate successful expansion across borders. If your business, operations or project requires cross-border support, contact [connect@andamanpartners.com](mailto:connect@andamanpartners.com).

-----///-----



ANDAMAN  
PARTNERS

Global Cross-Border Business Solutions

Investment  Advisory  Trade

Shanghai | Hong Kong | Singapore | Perth | Bangkok | Cape Town

[www.andamanpartners.com](http://www.andamanpartners.com)