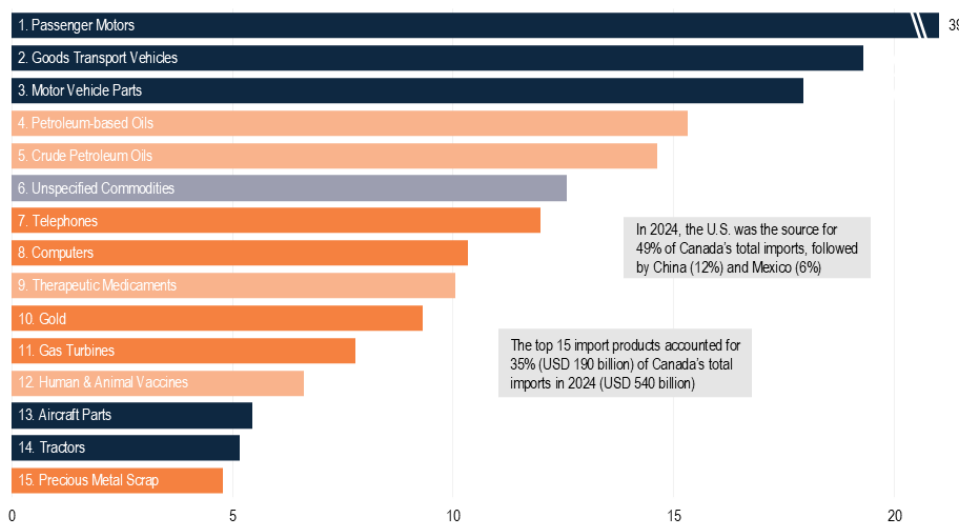


Cars, Machines and Electronics: Canada’s Imports Fueling Mobility and Production

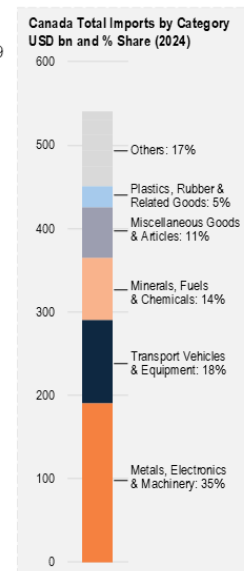
Canada imports essential technology, mobility, industrial capability and consumer goods, primarily from the neighbouring U.S., with significant inflows of vehicles, machinery, electronics, petroleum and pharmaceuticals.

In 2024, Canada was the world’s 13th-largest importer, with imports amounting to USD 540 billion. With exports of USD 549 billion, Canada recorded a trade surplus of USD 9 billion in 2024. From 2004 to 2024, Canada’s imports increased at an average year-on-year growth rate of 5%.

Canada Top 15 Import Products, USD bn (2024)



Source: UN Comtrade, Statistics Canada, ANDAMAN PARTNERS Analysis



In 2024, the U.S. was the source for 49% of Canada's total imports, followed by China (12%) and Mexico (6%)

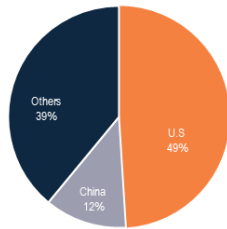
The top 15 import products accounted for 35% (USD 190 billion) of Canada's total imports in 2024 (USD 540 billion)

Canada’s imports provide the country with mobility, energy, electronics and pharmaceuticals. Canada imports significant volumes of transport vehicles and parts, including cars, trucks, and components, especially from the U.S., for the country’s automotive industry to serve domestic production and consumer markets.

The three main imported products all focus on mobility, namely passenger motors (USD 39 billion), goods transport vehicles (USD 19 billion) and motor vehicle parts (USD 18 billion). Other mobility-related products among the 15 leading imports are aircraft parts (USD 5 billion) and tractors (USD 5 billion).

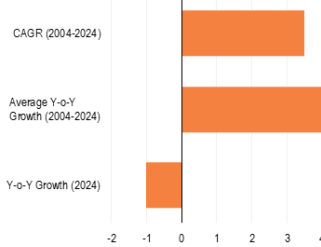
Canada’s leading imports also include minerals, fuels & chemicals (petroleum-based oils, crude petroleum oils, therapeutic medicaments), electronics (telephones, computers, gas turbines) and metals (gold, precious metal scrap).

Canada Top Sources of Imports (2024)



Source: UN Comtrade, ANDAMAN PARTNERS Analysis

Canada Import Growth Rates, %



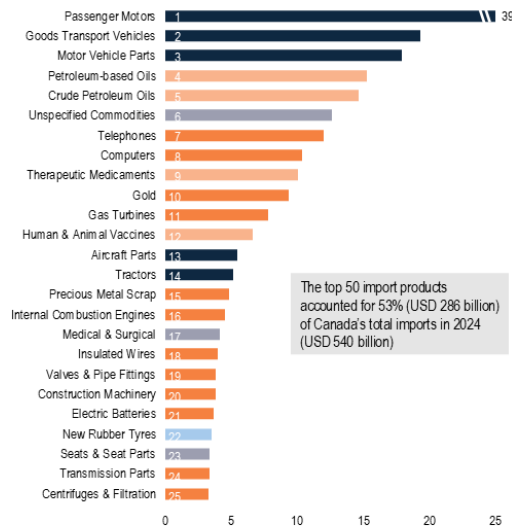
The U.S. is by far Canada’s largest import partner, with 49% of Canadian imports in 2024 emanating from its southern neighbour, followed by China (12%) and Mexico (6%).

Metals, Electronics & Machinery was Canada’s largest import category in 2024 at USD 191 billion (35% of total

imports), followed by Transport Vehicles & Equipment at USD 99 billion (18%) and Minerals, Fuels & Chemicals at USD 74 billion (14%).

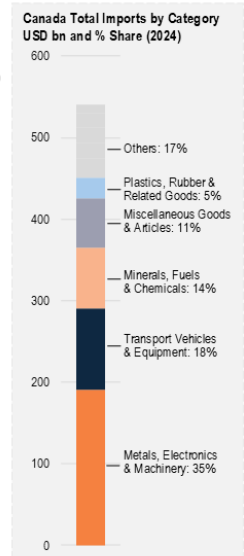
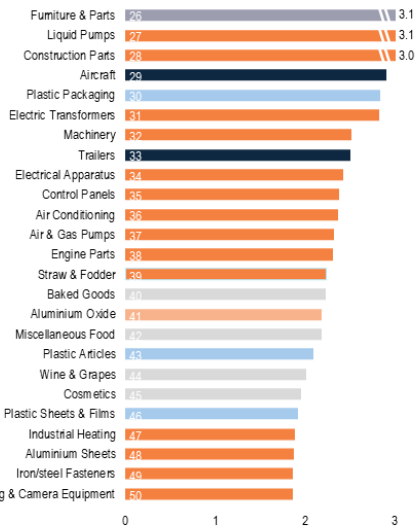
Canada’s top 50 import products accounted for USD 286 billion (a share of 53%) of total imports in 2024 (USD 540 billion):

Canada Top 50 Import Products, USD bn (2024)



The top 50 import products accounted for 53% (USD 286 billion) of Canada’s total imports in 2024 (USD 540 billion)

Source: UN Comtrade, ANDAMAN PARTNERS Analysis



Also by ANDAMAN PARTNERS:

- [Oil, Cars and Gold: Canada’s Exports at the Crossroads of Resources and Industry](#)
- [Changing International Trade Patterns Are Yielding New Export Opportunities to Global Markets](#)
- [Who Trades With Who? A Regional Breakdown of the Global Direction of Trade](#)

ANDAMAN PARTNERS supports international business ventures and growth. We help launch global initiatives and accelerate successful expansion across borders. If your business, operations or project requires cross-border support, contact connect@andamanpartners.com.

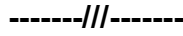
ANDAMAN PARTNERS

September 2025

andamanpartners.com



ANDAMAN

PARTNERS



ANDAMAN
PARTNERS

Global Cross-Border Business Solutions

Investment  Advisory  Trade

Shanghai | Hong Kong | Singapore | Perth | Bangkok | Cape Town

www.andamanpartners.com