

# China-Africa Trade Overview: H1 2025

Examining the Rapid Increase in China's Exports to Africa

21 August 2025



## About ANDAMAN PARTNERS

**ANDAMAN PARTNERS** supports international business ventures and growth. We help launch global initiatives and accelerate successful expansion across borders. We work across selected industries in our chosen markets — and we get involved in three ways:


### We Invest



#### ANDAMAN Investment

Providing seed and growth capital  
to early-stage companies.

### We Advise



#### ANDAMAN Advisory

Transaction origination & execution support.  
Strategy formulation & implementation support.

### We Trade



#### ANDAMAN Trade

We make complex international  
value chains work.



# Agenda


## 1. The Big Picture: China's Changing Export Profile in 2025

## 2. China-Africa Trade Overview

## 3. China's Exports to Africa:

1. At the Country Level
2. At the Product Level

## 4. Key Takeaways



# The Big Picture: China's Changing Export Profile in 2025

## Global context

- Global trade in 2024–2025 is marked by slower growth and rising fragmentation, as geopolitical tensions and industrial policy reshape flows.
- The U.S.-China relationship remains strained, with successive tariff rounds and technology restrictions aimed at curbing Chinese competitiveness in advanced sectors. The EU has also sharpened its stance, imposing tariffs on Chinese EVs and probing subsidies, reflecting fears of industrial overexposure.
- Companies and governments are pursuing de-risking and friendshoring strategies, diversifying supply chains toward trusted partners. Trade volumes remain relatively high, but trade is shifting towards regionalised, politically-aligned supply chains, with a growing emphasis on security and resilience alongside efficiency.

## China shift

- With the U.S. and EU tightening tariffs, China is re-routing more exports toward Africa, Latin America, the Middle East and Southeast Asia.
- Preliminary 2025 data show strong China export growth to Africa (+21.6% YoY) and steady flows to Latin America, while exports to Europe, North America and Oceania have contracted sharply.
- Aside from reorienting exports toward developing markets, China is upgrading its export mix to high-tech and green industries, and securing more raw material imports through global investments.

## Africa dynamics

- As China's exports to the U.S. and EU fall due to tariffs, Africa has become a key growth market. Chinese exports to Africa surged in H1 2025, especially in a few leading importing markets (e.g., Nigeria, Côte d'Ivoire, Guinea, Angola).
- Critical minerals and raw materials still dominate Africa's exports to China, but China is boosting imports of raw and processed agricultural products, and African economies are gradually shifting from predominantly raw material exports to light manufacturing and higher-value manufactured goods, with China as a key market.



# Agenda

1. The Big Picture: China's Changing Export Profile in 2025

## 2. China-Africa Trade Overview

3. China's Exports to Africa:

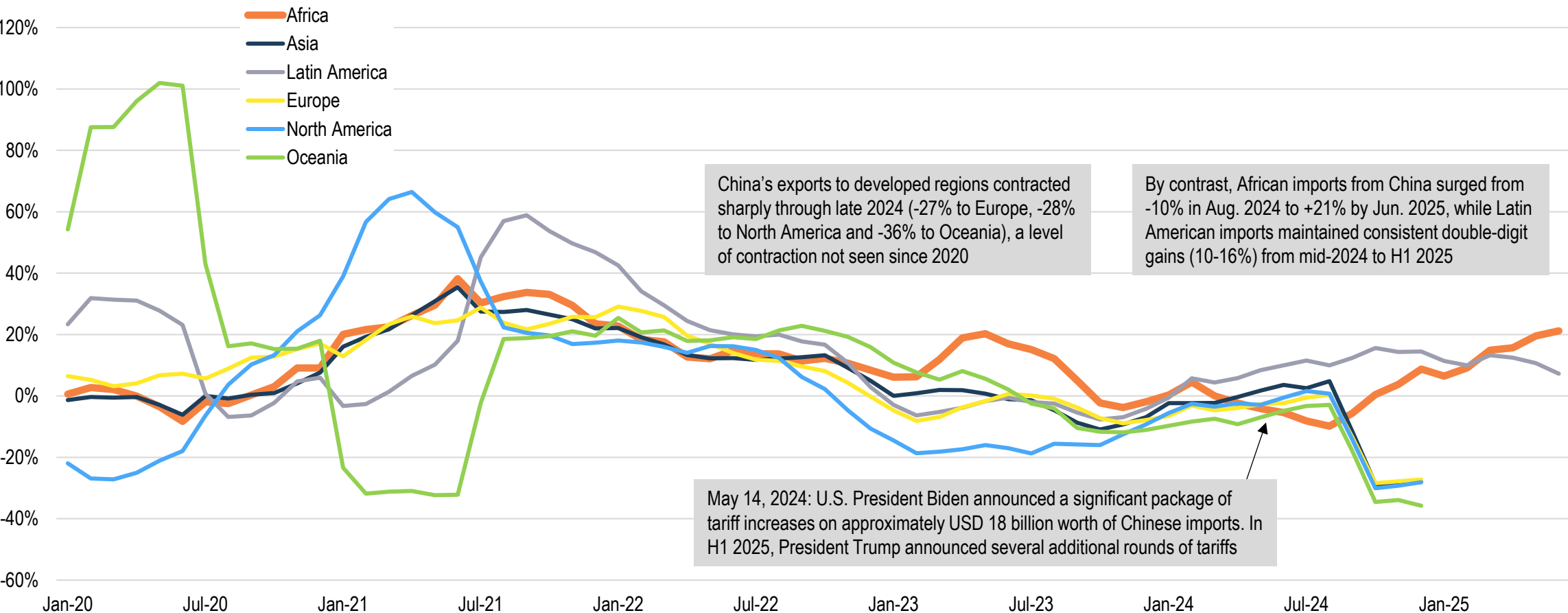
1. At the Country Level
2. At the Product Level

4. Key Takeaways



Trade data from 2024-H1 2025—when the U.S. implemented several rounds of tariffs—reveal a shift in the distribution of China’s trade, with export growth to North America, Europe, Asia and Oceania contracting but surging and holding steady to Africa and Latin America

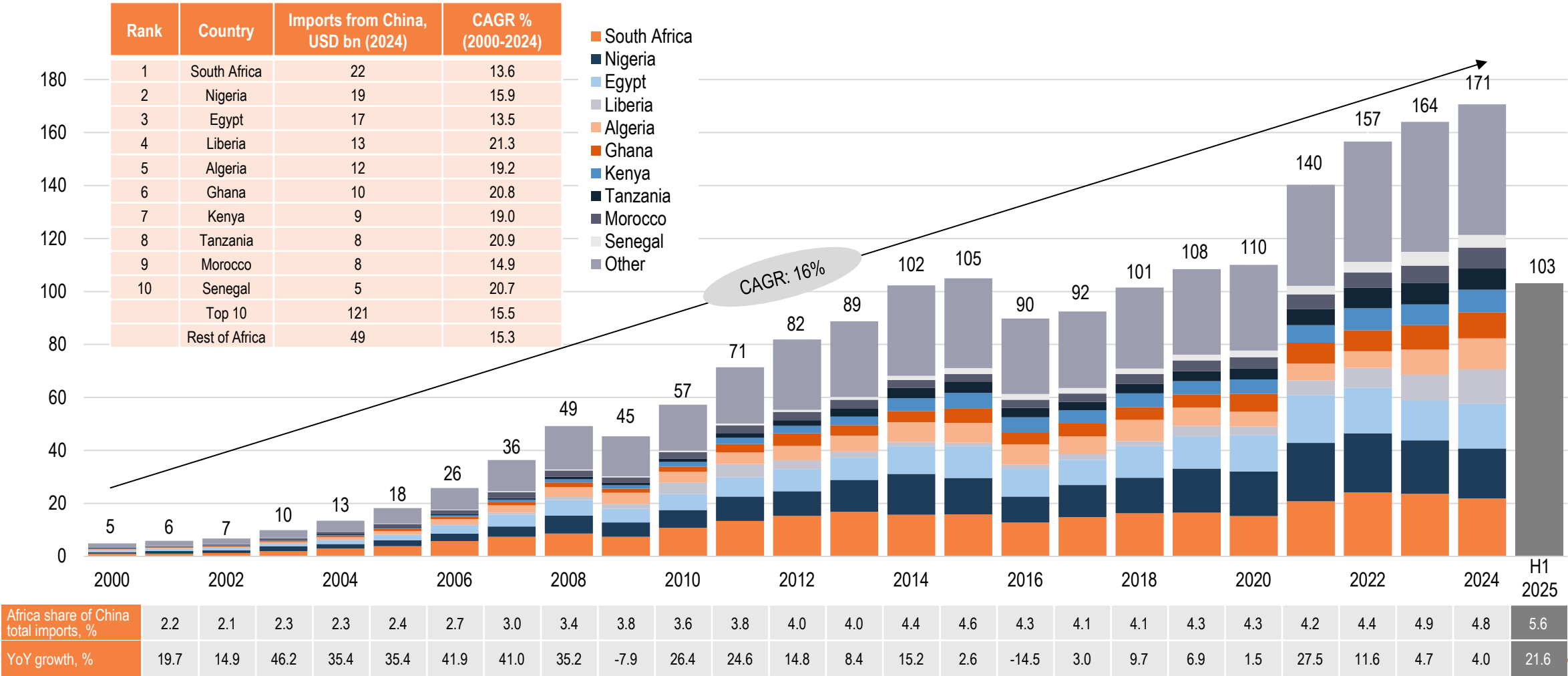
China Exports YoY Growth by Region, 6-Month Moving Avg. (Jan. 2020-Jun. 2025)





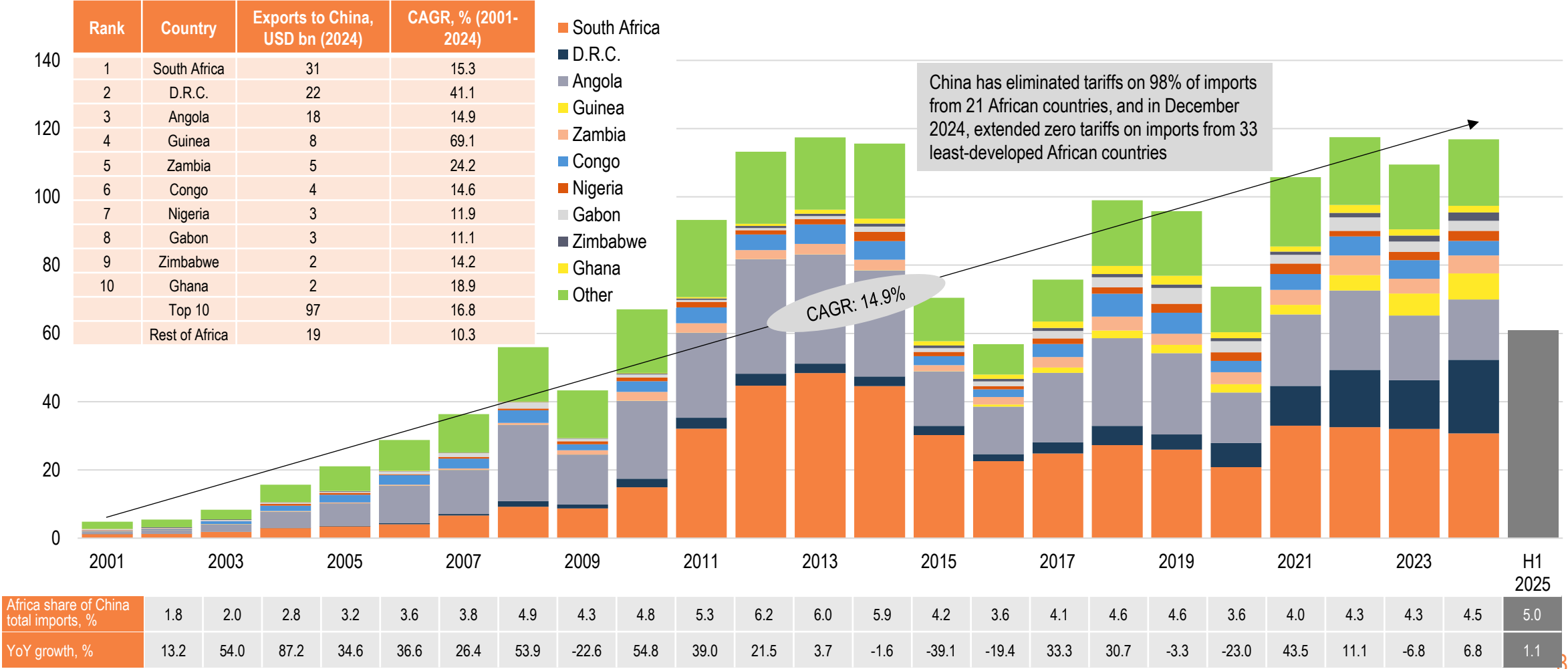
China’s exports to Africa increased rapidly from USD 5 billion in 2000 to USD 171 billion in 2024, a CAGR of 16%. In H1 2025, China’s exports to the continent already passed USD 100 billion, a YoY growth rate of 21.6%

China Exports to Africa by Top Ten Importing Economies, USD bn (2000-H1 2025)



From 2001 to 2024, China’s imports from Africa increased more than fourfold. Despite this, Africa retains a relatively modest share of China’s total trade, accounting for only 4.5% of total imports in 2024

China Imports from Africa by Top Ten Exporting Economies, USD bn (2001-H1 2025)





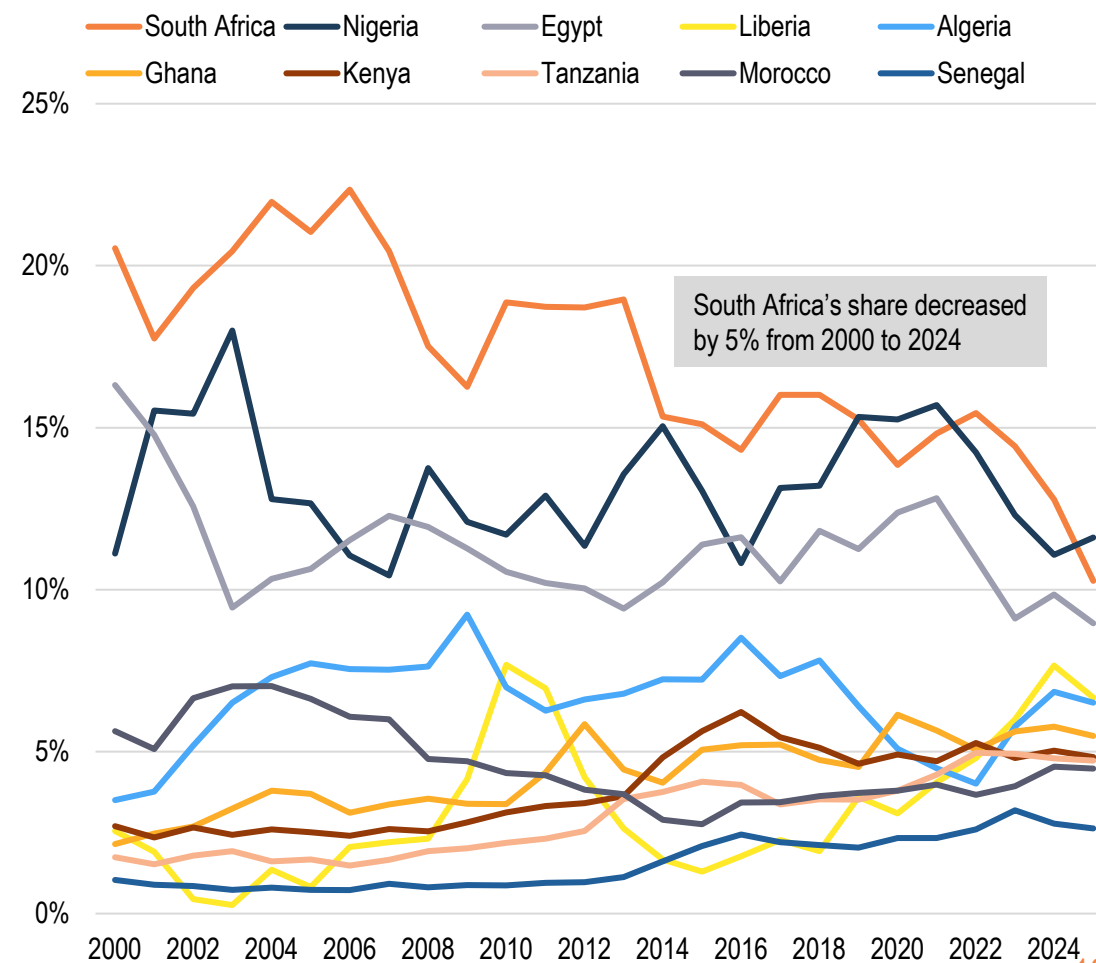
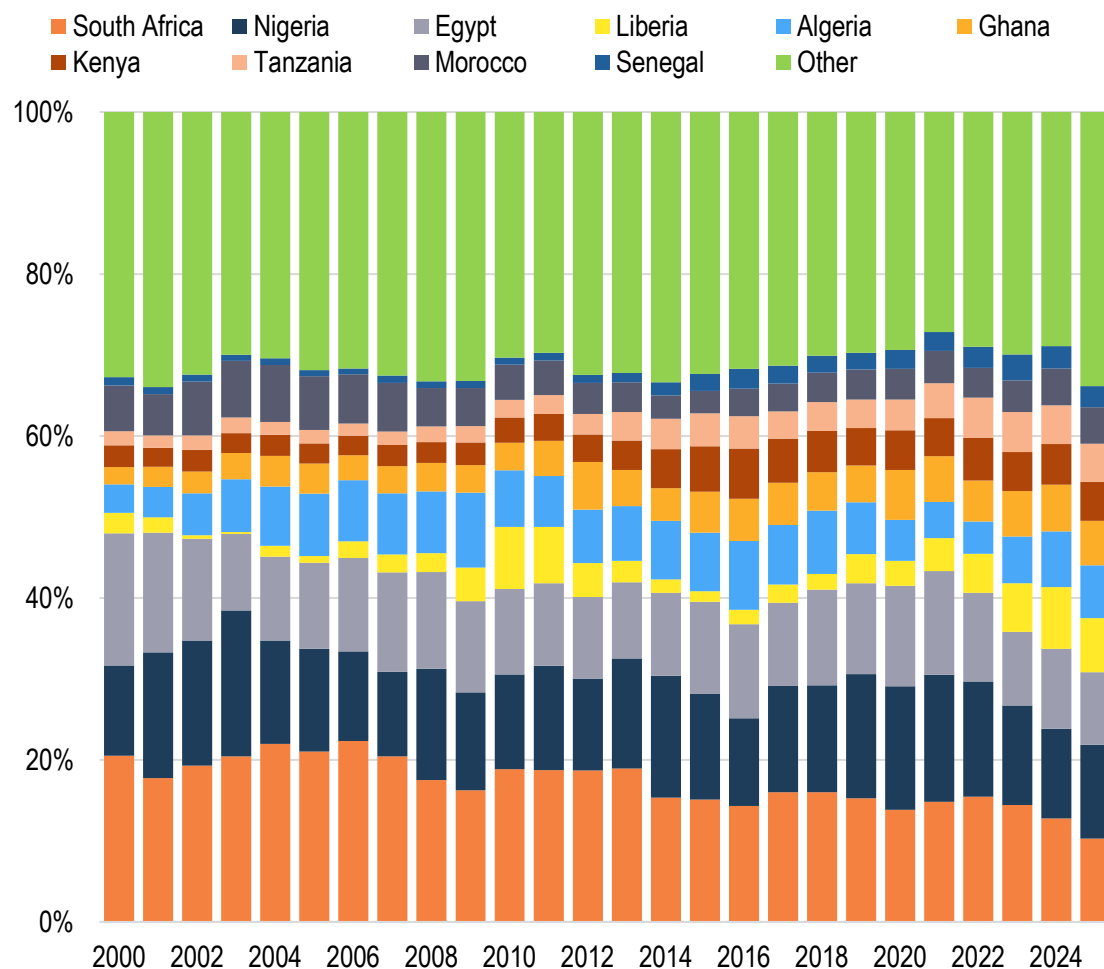
# Agenda

1. The Big Picture: China's Changing Export Profile in 2025
2. China-Africa Trade Overview
3. China's Exports to Africa:
  1. At the Country Level
  2. At the Product Level
4. Key Takeaways



South Africa, Nigeria and Egypt have consistently been the largest African importers from China. Despite a decline of 5% from 2000, South Africa still remains the largest African importer from China, accounting for 13% of total African imports from China in 2024

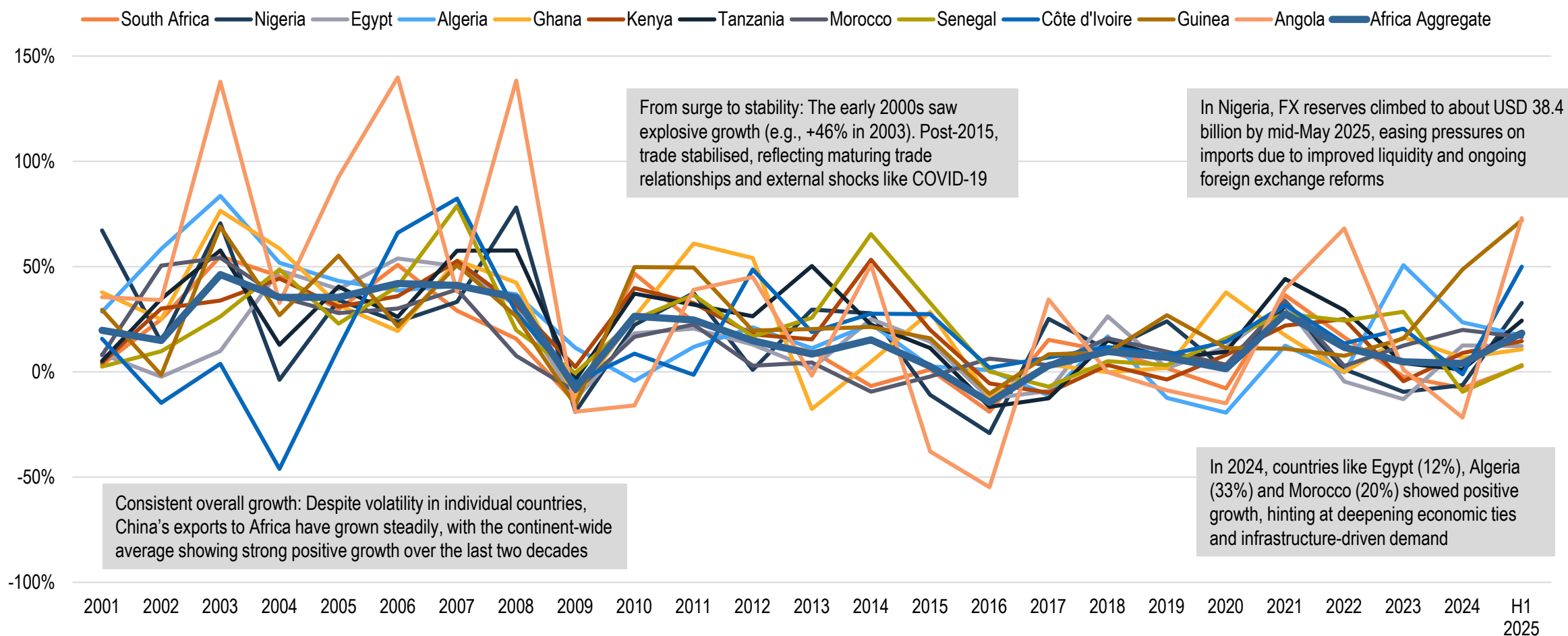
Africa Share of Imports from China by Top Ten Importers, % (2000-H1 2025)





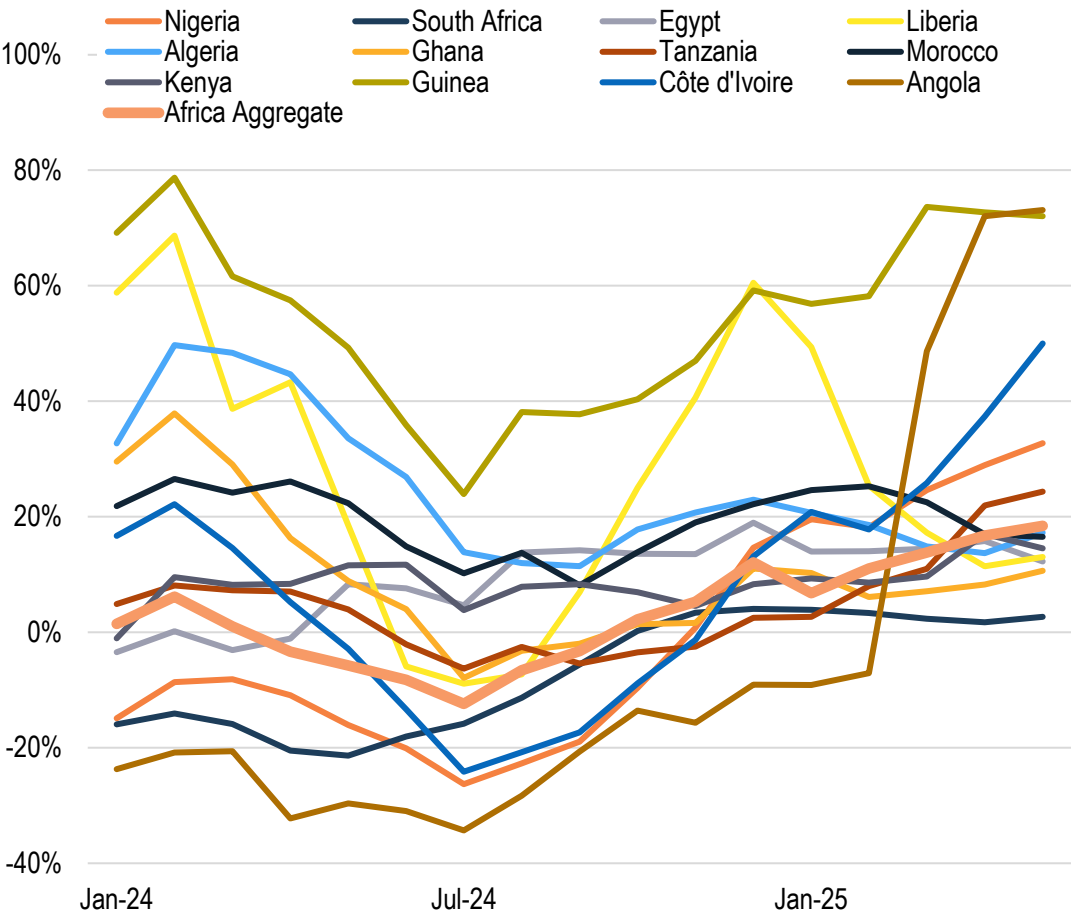
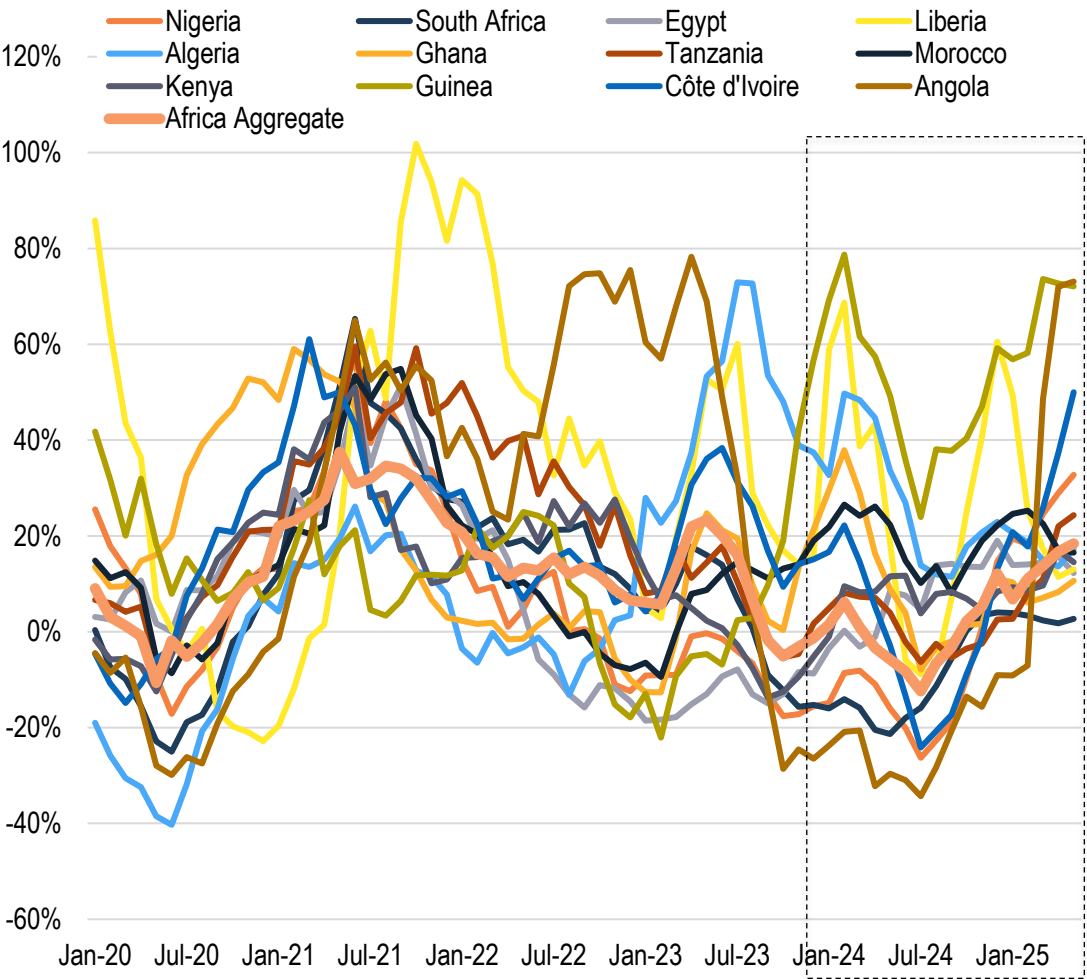
China's exports to Africa grew at an annual average of 17% from 2001 to 2024, slowing from +40% annual growth rates in the 2000s to more stable, strategic growth from the 2010s, reflecting maturing and deepening trade relationships (as well as the impact of external shocks)

### China Exports to Top 12 African Importers, YoY Growth, % (2001-H1 2025)



So far in 2025, Cote d'Ivoire (50%), Nigeria (33%) and Tanzania (24%) have been the outliers, with growth rates for China imports outperforming the African 5-month YoY growth rate (18%), indicating that China's exports to the continent are finding new avenues for growth

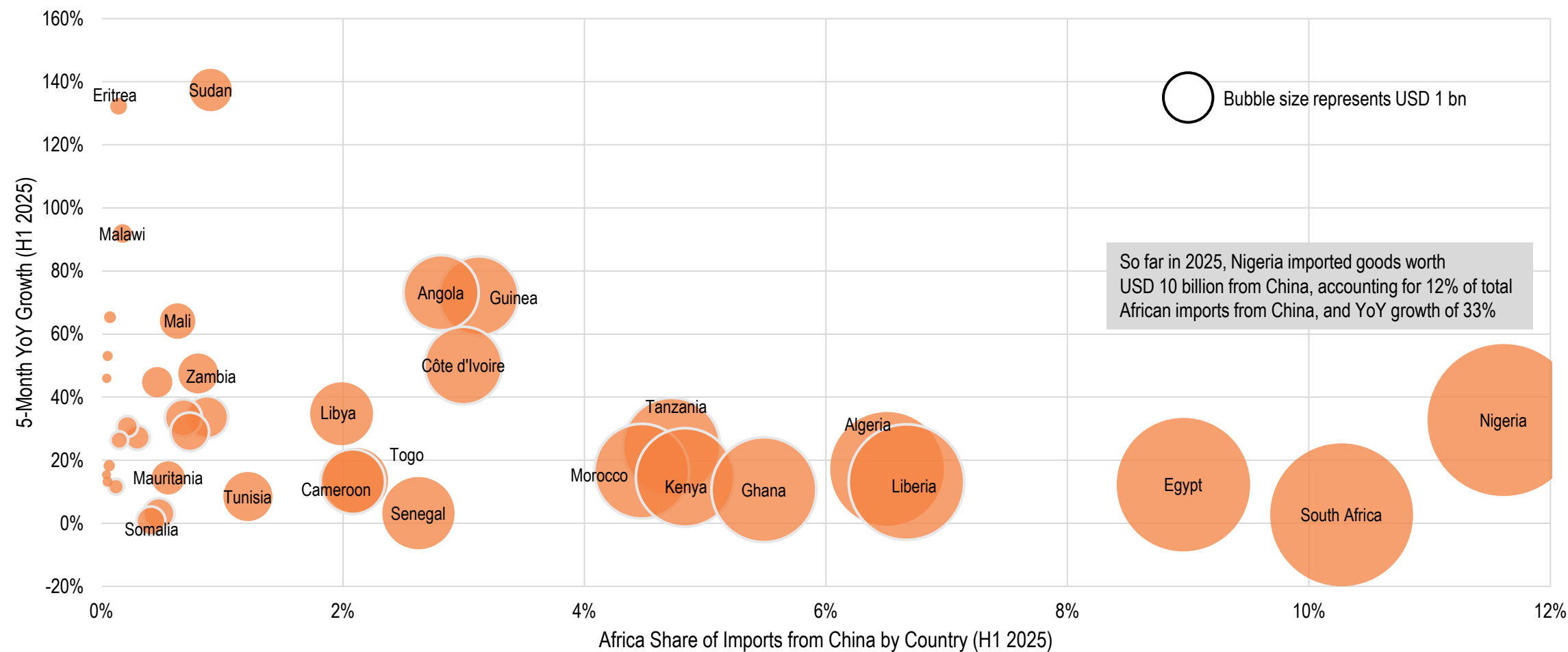
China Exports to Africa by Top 12 Importers, YoY Growth, 5-Month Moving Avg., % (Jan. 2020-May 2025)





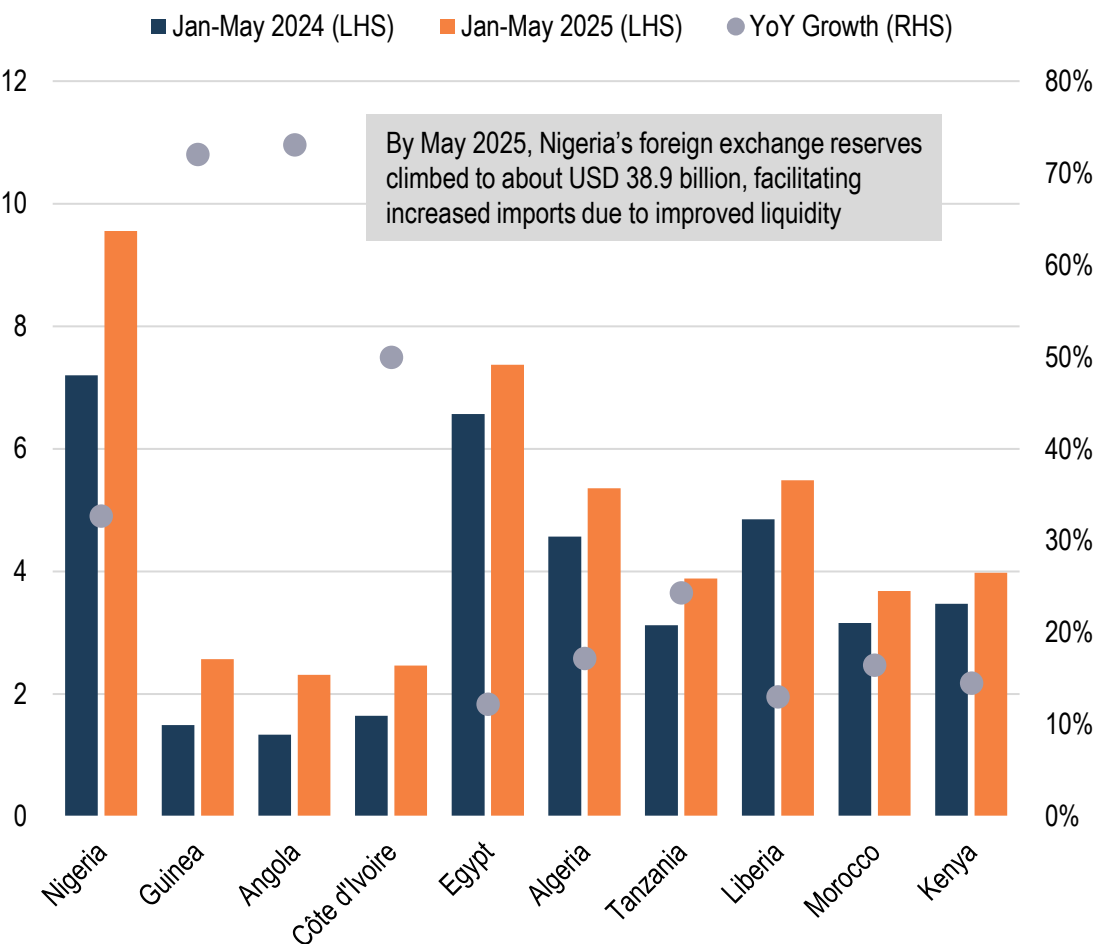
Imports from China of the country's largest trading partners in Africa (Egypt, South Africa, Nigeria) are growing at annual growth rates in the 5-15% bracket in 2025, while smaller, less developed economies (Eritrea, Sudan, Malawi, Mali, Angola, Guinea) are growing at +60%

China Exports to Africa by Country, % Share and 5-Month YoY Growth Rates (H1 2025)

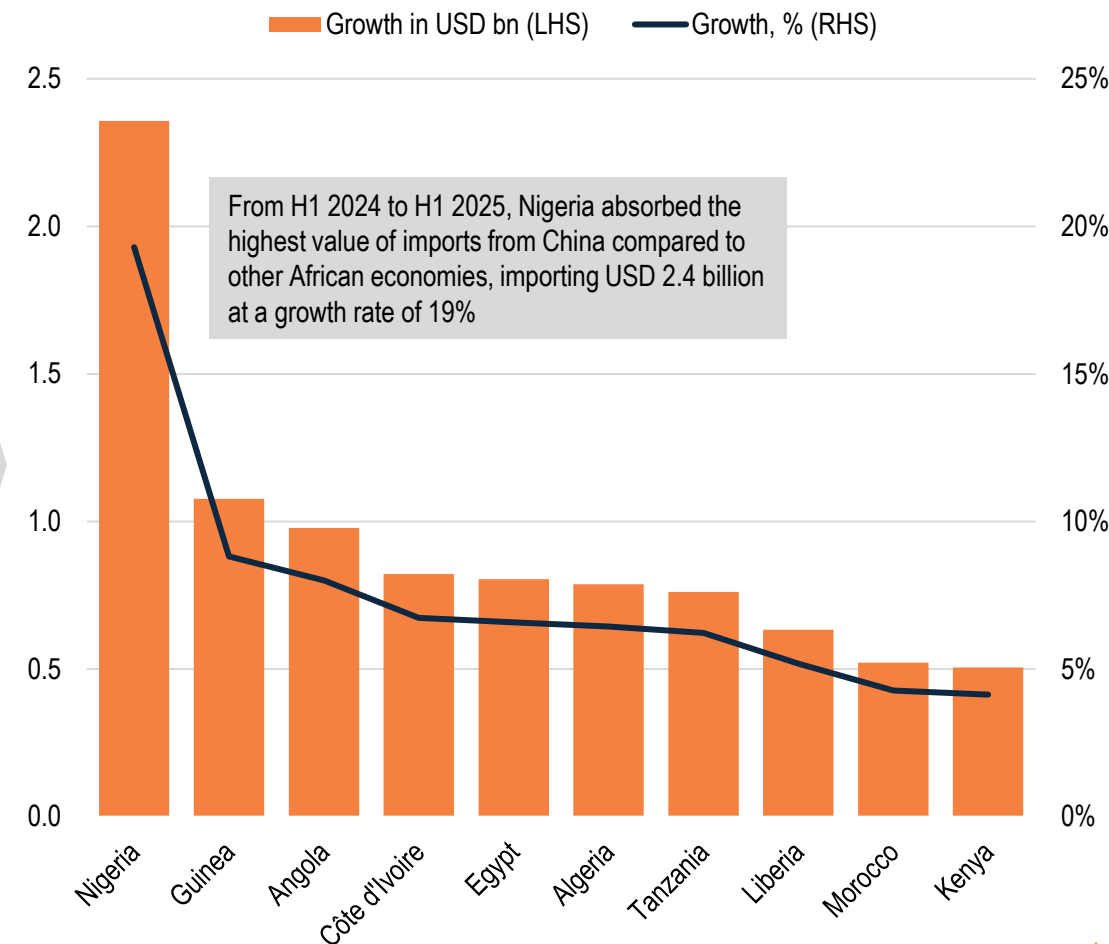


In Jan-May 2025, Africa's imports from China grew by USD 12 billion YoY, of which Nigeria alone accounted for USD 2.4 billion, followed by Guinea (USD 1.1 billion), Angola (USD 1.0 billion) and Côte d'Ivoire (USD 800 million)

Top 10 African Importers from China by YoY Growth Rates, USD bn (Jan.-May, 2024 and Jan.-May 2025)



Top 10 African Importers from China by YoY Growth Rates, USD bn (Increase from Jan.-May 2024 to Jan.-May 2025)





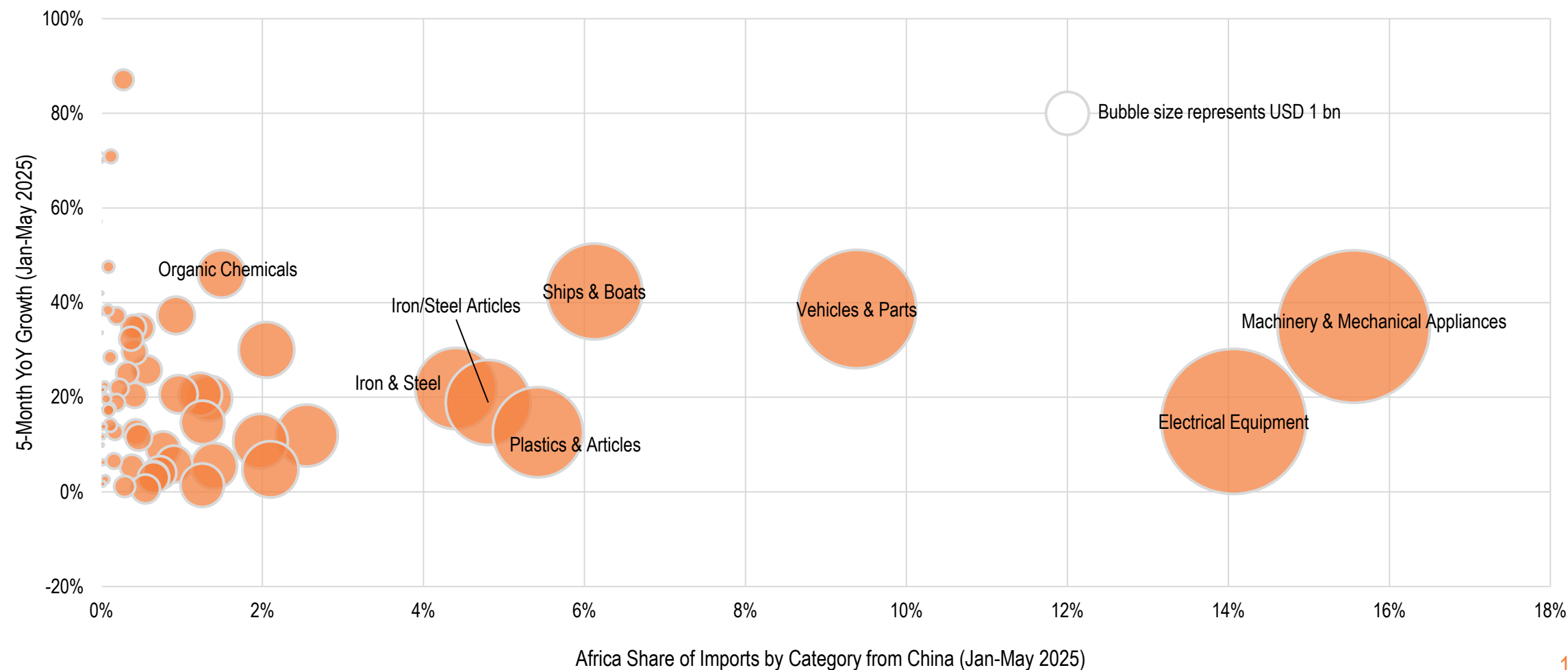
# Agenda

1. The Big Picture: China's Changing Export Profile in 2025
2. China-Africa Trade Overview
- 3. China's Exports to Africa:**
  1. At the Country Level
  - 2. At the Product Level**
4. Key Takeaways



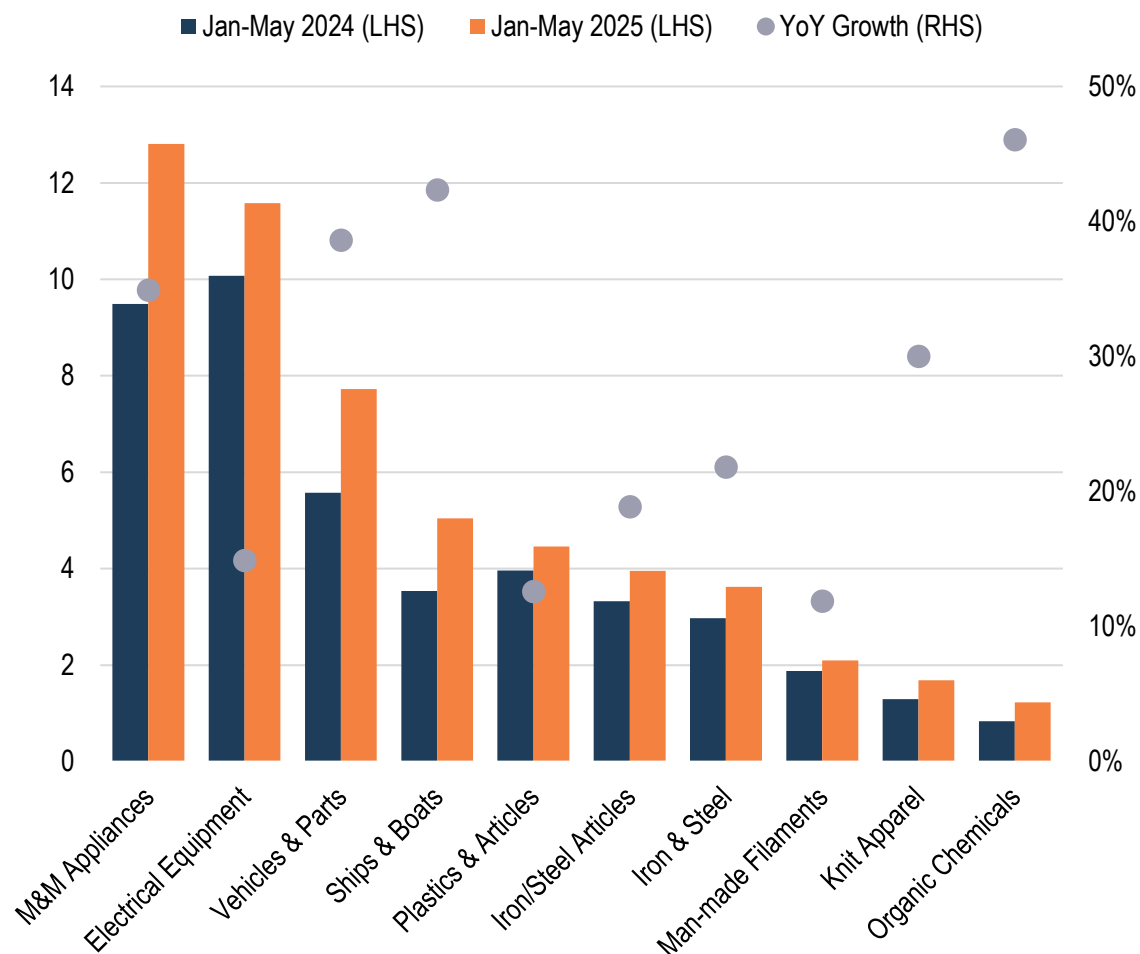
China’s exports to Africa mainly consist of Machinery & Mechanical Appliances and Electrical Equipment. So far in 2025, Africa has imported USD 13 billion of the former category from China (16% of total African imports) and USD 11.6 billion of the latter category (14% of the total)

China Exports to Africa by Category and 5-Month YoY Growth Rates (Jan.-May 2025)

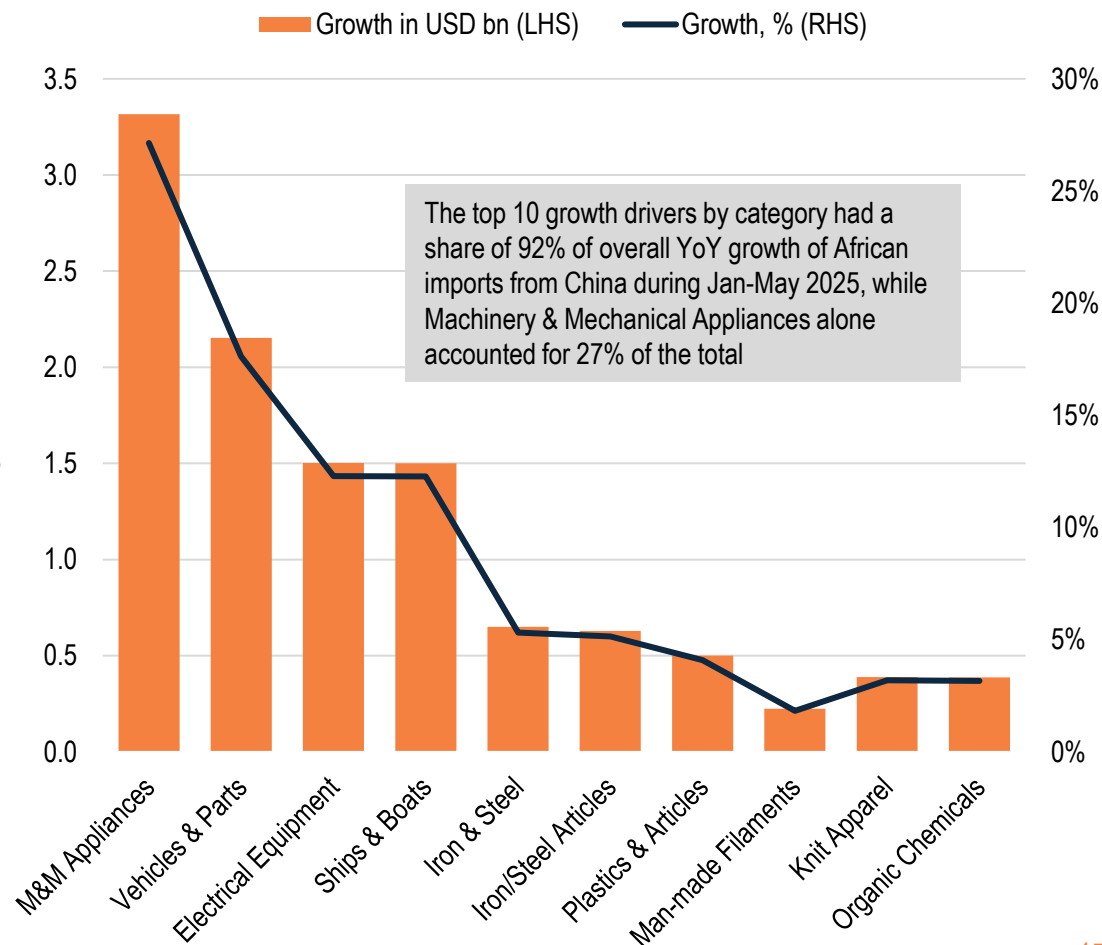


From H1 2024 to H1 2025, Africa's imports from China of Machinery & Mechanical Appliances grew by USD 3.3 billion. Vehicles & Parts is a growing category, expanding by USD 2.2 billion over the same period, followed by Electrical Equipment (USD 1.5 billion)

Top 10 African Imports from China by YoY Growth Rates, USD bn  
(Jan.-May, 2024 and Jan.-May 2025)



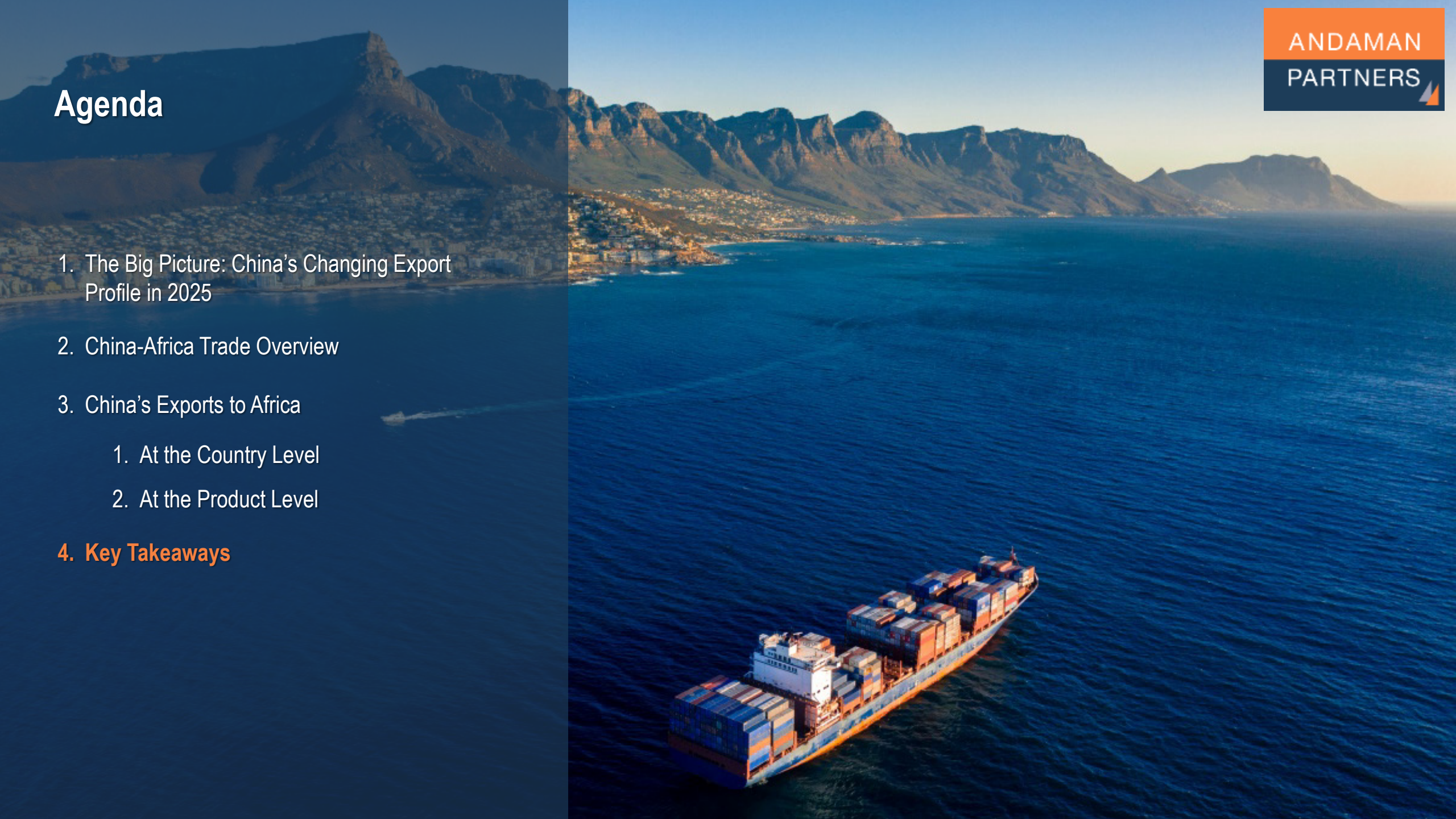
Top 10 African Imports from China by YoY Growth Rates, USD bn  
(Jan.-May 2025)





# Agenda

1. The Big Picture: China's Changing Export Profile in 2025
2. China-Africa Trade Overview
3. China's Exports to Africa
  1. At the Country Level
  2. At the Product Level
4. Key Takeaways



# Key Takeaways

- Africa-China trade remains resilient despite global economic uncertainty, with 2024-2025 volumes at or near historic peaks. In H1 2025, China's exports to the continent already passed USD 100 billion, a YoY growth rate of 21.6%.
- China's exports to Africa increased rapidly from USD 5 billion in 2000 to USD 171 billion in 2024, a CAGR of 16%. Despite this, Africa retains a relatively modest share of China's total trade, accounting for only 4.5% of total imports in 2024.
- China's zero-tariff policy now covers all 53 African countries with diplomatic ties, removing key barriers and accelerating African exports to China.
- China's largest African trade partners are still the continent's largest economies (South Africa, Nigeria, Egypt), but the surge in African imports from China in H1 was accounted for by Nigeria and a handful of smaller economies. The top African performers for Chinese exports were Angola (73%), Guinea (72%) and Côte d'Ivoire (50%), with exceptional average YoY growth, significantly outperforming the African average of 18%.
- In H1 2025, Nigeria imported goods worth USD 10 billion from China, accounting for 12% of total African imports from China, and YoY growth of 33%.
- China's exports to Africa mostly consist of Machinery & Mechanical Appliances and Electrical Equipment. In H1 2025, Africa imported USD 13 billion of the former category from China and USD 11.6 billion of the latter category.
- The fastest-growing major categories in H1 2025 were Vehicles & Parts (USD 7.7 billion), Ships & Boats (USD 5 billion) and Organic Chemicals (USD 1.22 billion). Other significant categories were iron & steel and plastics.





# ANDAMAN PARTNERS

Global Cross-Border Business Solutions

Investment  Advisory  Trade

Shanghai | Hong Kong | Singapore | Perth | Bangkok | Cape Town

[www.andamanpartners.com](http://www.andamanpartners.com)